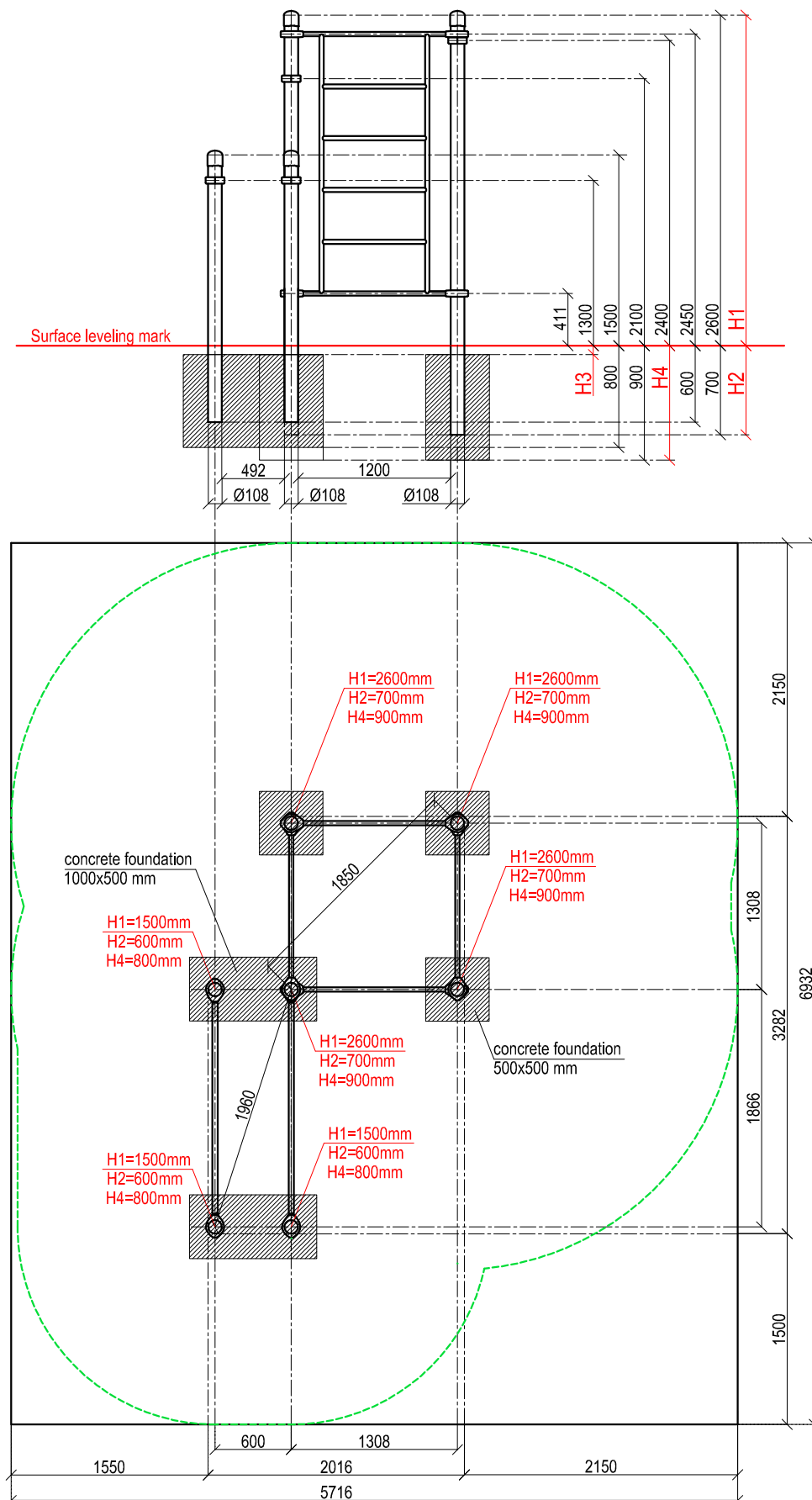
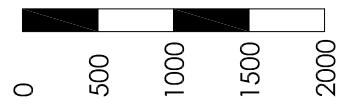


SCALE 1:50



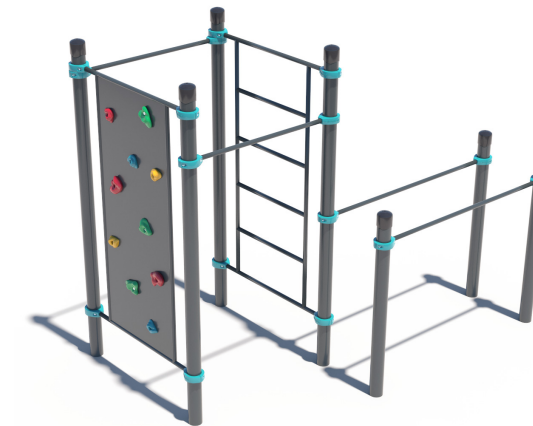
**KENGURU  
PRO**

"KENGURU PRO" LTD

Address: Lauteres street 4, Riga, Latvia, LV-1002  
 VAT Reg. No. 40103750152  
 Bank: A/S Luminor bank, SWIFT: RIKOLV2X,  
 Bank Account: LV65RIKO0002930161161  
 e-mail: info@kengurupro.eu  
 www.kengurupro.eu

K-038

Yessey



The complex consists of seven vertical columns with different height, two crossbars 1200 mm in length, Swedish wall, climbing wall and parallel bars. The length of monkey bar is 1900 mm. Height of the Swedish wall - 2073 mm, width - 1200 mm. The distance between the crossbars of the Swedish wall - 407 mm. Height of the climbing wall - 2073 mm, width - 1200 mm. The length of the parallel bars is 1758mm, distance between the bars is 600 mm. Construction is secured together with siluminium clamps.  
 Weight 291,7 kg

**Installation instructions:**

- Choose a suitable underground for the unit (see page 2, table 2)!
- Prepare the construction pit with a drilling machine or other devices.
- Before pouring the concrete all structures elements must be leveled and fixed.
- Complex elements must be fixed and bolted together with metal clamps.
- Ready-made C25 concrete should be used.
- Crossbars installation height can be changed according to customer's wishes.
- Approximately 0,15m<sup>3</sup> concrete is needed for each spot foundation.
- Under the structures we recommend to install absorbing rubber cover.

The size of the hole for the foundation is depending on the consistency of the ground. The dimensions mentioned above are applicable for normal conditions with firm ground. If the ground is extremely soft, a much bigger foundation is needed. Use only appropriate material and follow the installation instructions closely!!!

**Foundation plan and area of movement of the K-038 Yessey**

Foundation plan and area of movement of the K-038 Yessey				Technical information	
Foundation when using Shock absorbing underground (synthetic - rubber granulates)		Beveling of foundation when using loose filling material		width:	2016 mm
				height:	2650 mm
				length:	3282 mm
				largest part:	3350 mm
				weight:	291,7 kg
				floor space required: 6932 x 5716 mm	
<b>H3</b>	<b>Drop height</b>	<b>H3</b>	<b>Drop height</b>	pipe measurements:	diаметer:
40 mm	> 1.2.....1.4 m	20 cm	< 1.0 m		wall thickness:
50 mm	> 1.5.....1.7 m	30 cm	< 2.0 m		108 mm
60 mm	> 1.8.....2.0 m	40 cm	< 3.0 m		42.4 mm
70 mm	> 2.1.....2.5 m				33.7 mm
					3.2 mm
					3.2 mm
					3.2 mm
				metal parts:	steel, galvanized, powder coated RAL 7016 (anthracite grey)
				metal clamps:	siluminium, powder coated, RAL 5018 (turquoise blue)
				bolts for metal clamps:	stainless steel, Pin Hex Button Head Security bolts M10
				max. free fall height:	< 2450 mm
				user height:	> 140 cm
				maximum user weight:	130 kg
				certificates:	possible underground see DIN 79000:2012-05 Tab.2 or installation instructions

