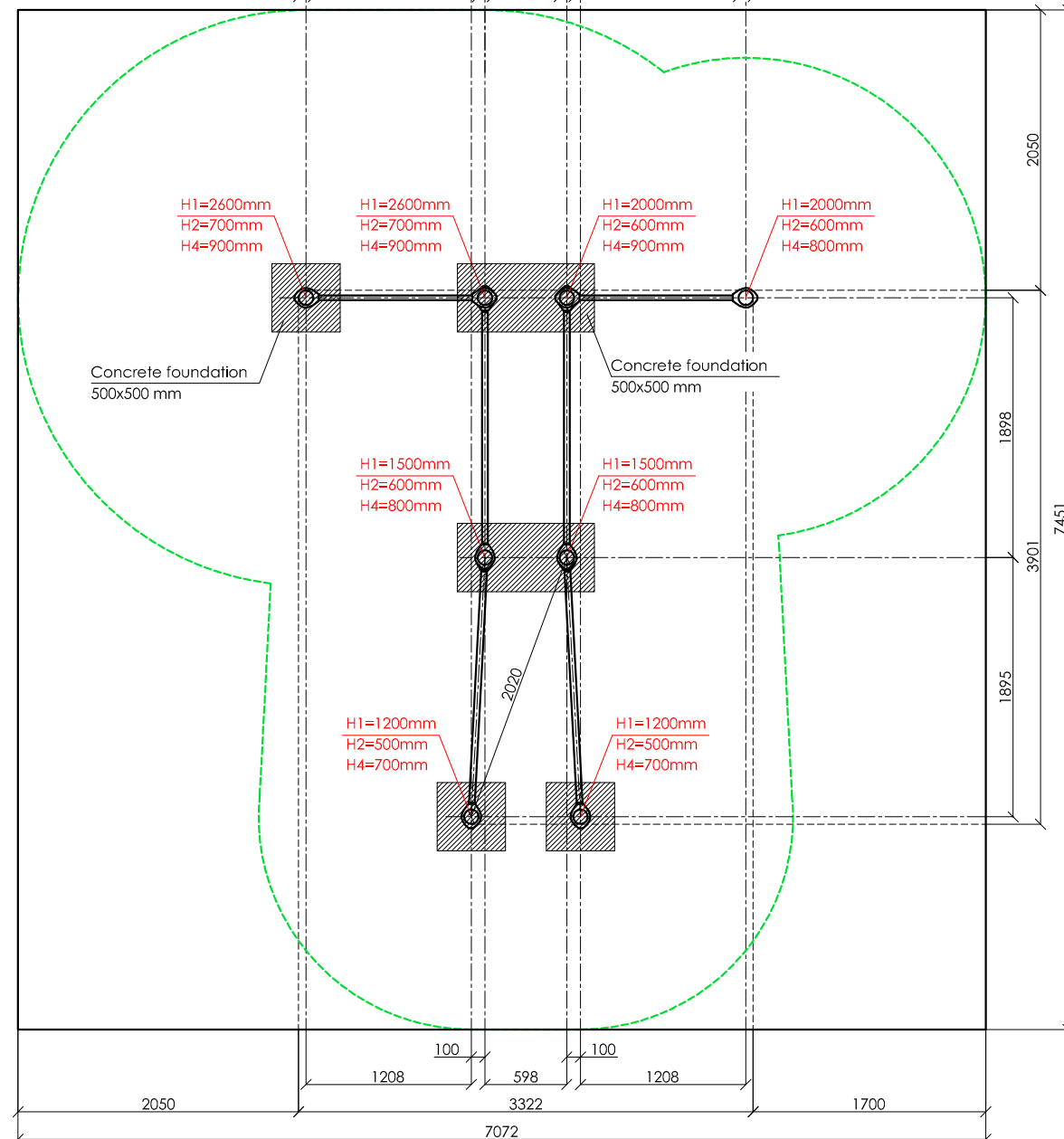
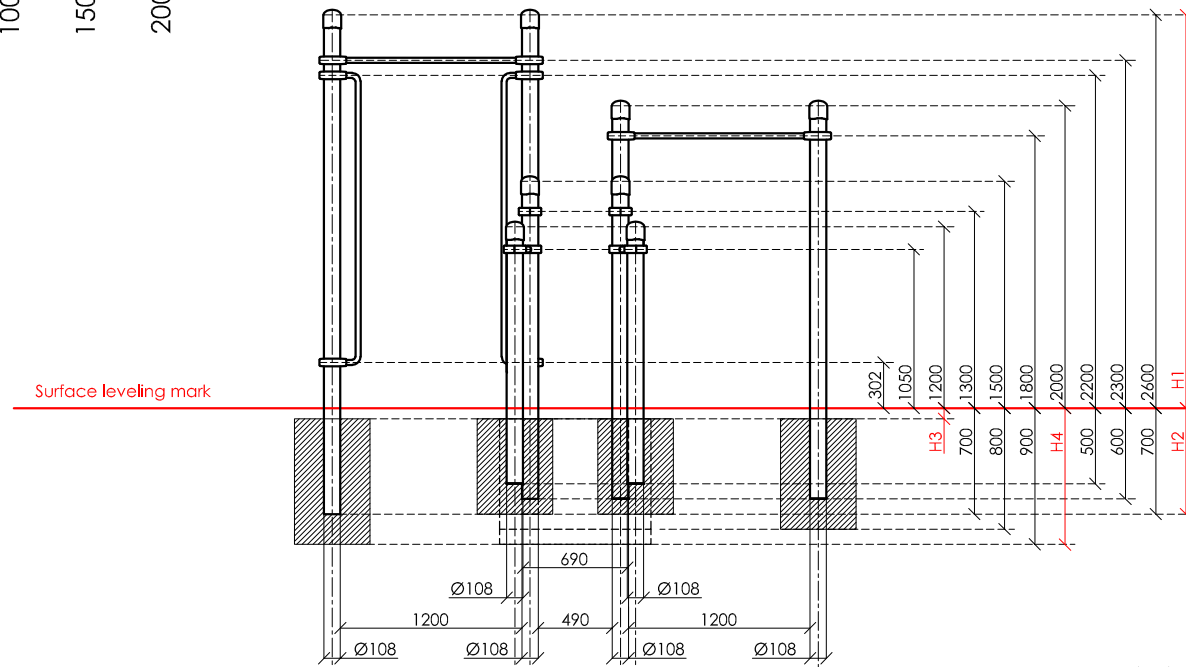
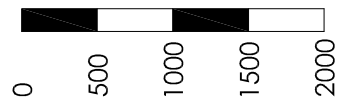


SCALE 1:50



KENGURU PRO

"KENGURU PRO" LTD

Address: Lauteres street 4, Riga, Latvia, LV-1002
 VAT Reg. No. 40103750152
 Bank: A/S Luminor bank, SWIFT: RIKOLV2X,
 Bank Account: LV65RIKO0002930161161
 e-mail: info@kengurupro.eu
 www.kengurupro.eu

P-016

Complex PARAKENGURU NEW



The complex consists of eight vertical columns of different height, two crossbars 1200 mm in length, two climb-down bars 1932 mm in height, regular and various-width parallel bars 1790mm in length. The distance between the bars is 598 mm at the narrow end and 798 mm at the wide end. Total width difference for the bars is 200 mm. The structure is secured together with siluminium clamps. Weight - 128.8 kg.

Installation instructions:

- Choose a suitable underground for the unit (see page 2, table 2)!
- Prepare the construction pit with a drilling machine or other devices.
- Before pouring the concrete all structures elements must be leveled and fixed.
- Complex elements must be fixed and bolted together with metal clamps.
- Ready-made C25 concrete should be used.
- Crossbars installation height can be changed according to customer's wishes.
- Approximately 0.15m³ concrete is needed for each spot foundation.
- Under the structures we recommend to install absorbing rubber cover.

The size of the hole for the foundation is depending on the consistency of the ground. The dimensions mentioned above are applicable for normal conditions with firm ground. If the ground is extremely soft, a much bigger foundation is needed. Use only appropriate material and follow the installation instructions closely!!!

Foundation plan and area of movement of the P-016 Complex PARAKENGURU NEW

Foundation plan and area of movement of the P-016 Complex PARAKENGURU NEW				Technical information	
Foundation when using Shock absorbing underground (synthetic - rubber granulates)		Beveling of foundation when using loose filling material		width: 3332 mm	
H3		Drop height		height: 2350 mm	
40 mm	> 1.2.....1.4 m	20 cm	< 1.0 m	length: 3901 mm	
50 mm	> 1.5.....1.7 m	30 cm	< 2.0 m	largest part: 3350 mm	
60 mm	> 1.8.....2.0 m	40 cm	< 3.0 m	weight: 128.8 kg	
70 mm	> 2.1.....2.5 m			floor space required: 7451 x 7072 mm	
				pipe measurements: diameter: wall thickness:	
				108 mm 3.0 mm	
				42.4 mm 3.0 mm	
				33.7 mm 3.0 mm	
				columns Ø108mm: anodized profiled aluminium tube AW6060 (Silver color)	
				elements: stainless steel AISI 304, brushed surface	
				metal clamps: siluminium, powder coated, RAL 9005 (pure black)	
				bolts for metal clamps: stainless steel, Pin Hex Button Head Security bolts M10	
				max. free fall height: < 2300 mm	
				possible underground see DIN 79000:2012-05 Tab.2 or installation instructions	
				user height: > 140 cm	
				maximum user weight: 130 kg	
				certificates: TÜV Rheinland InterCert Kft.	

