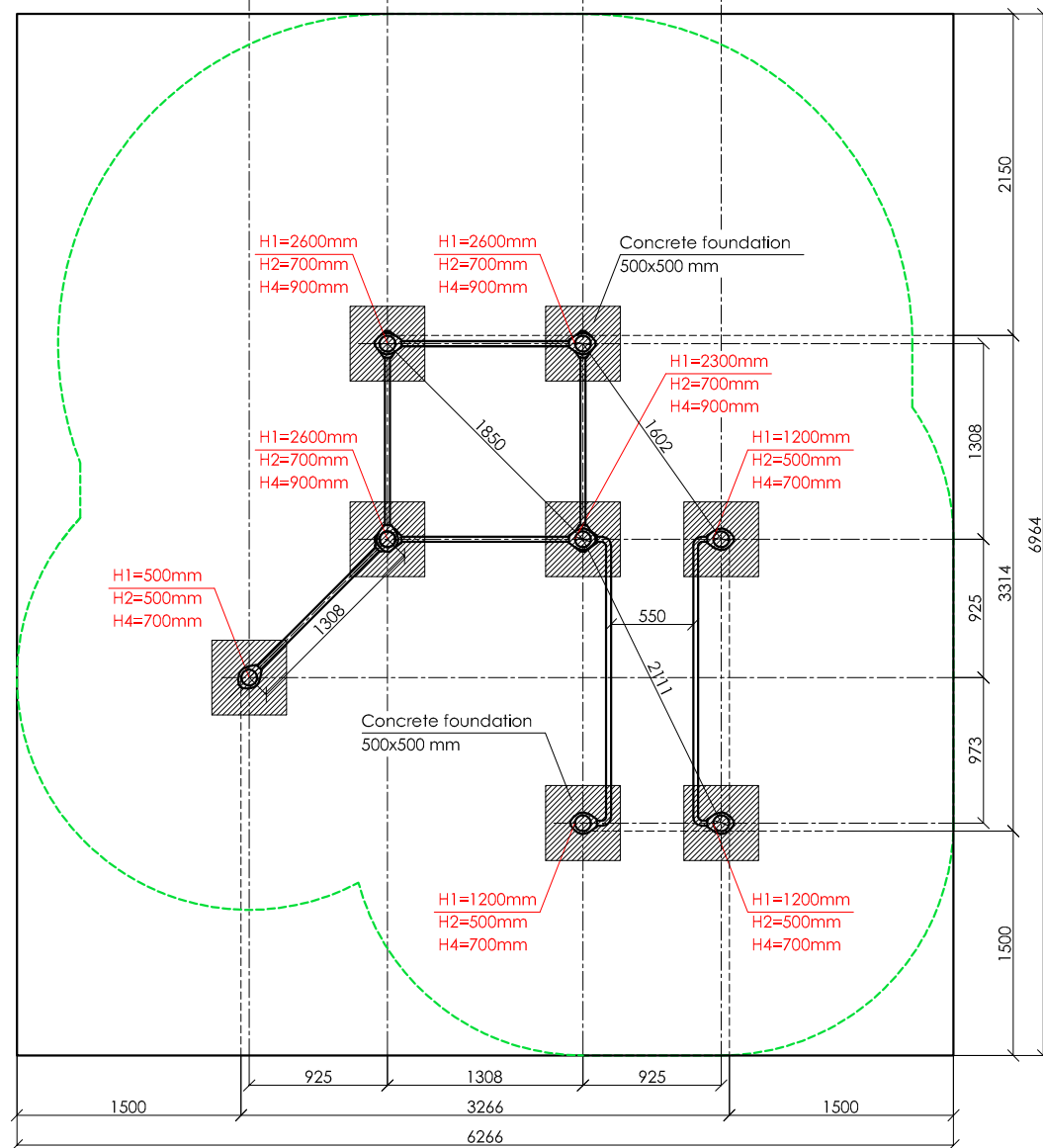
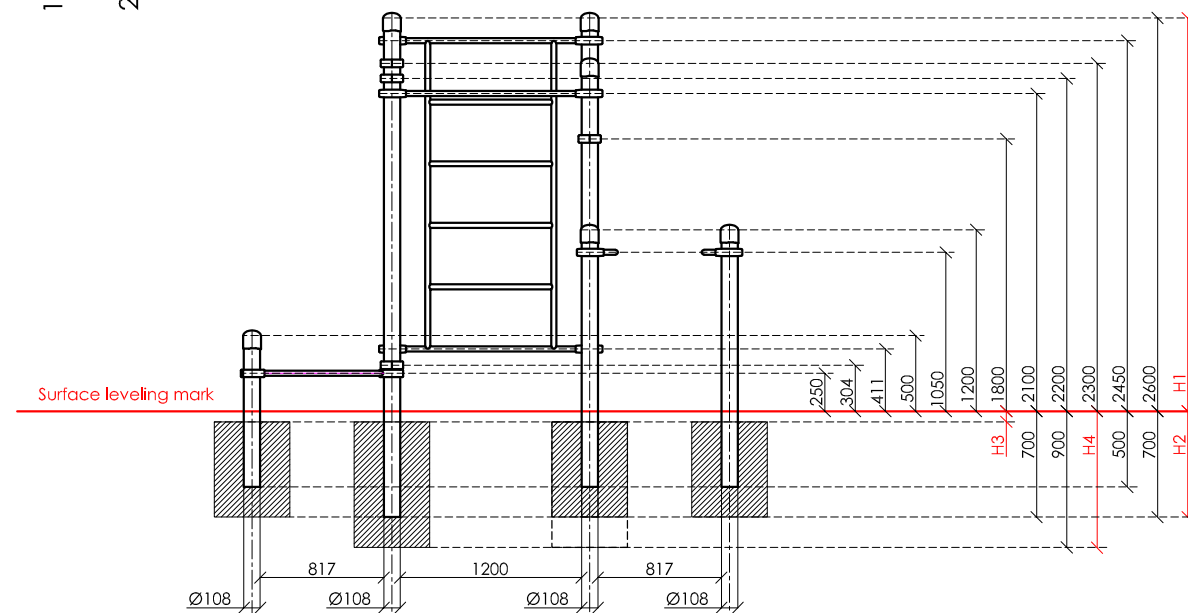
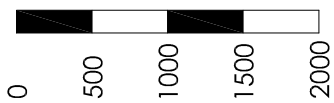


SCALE 1:50



KENGURU PRO

"KENGURU PRO" LTD

Address: Lauteres street 4, Riga, Latvia, LV-1002
 VAT Reg. No. 40103750152
 Bank: A/S Luminor bank, SWIFT: RIKOLV2X,
 Bank Account: LV65RIKO0002930161161
 e-mail: info@kengurupro.eu
 www.kengurupro.eu

P-015

Complex PARAKENGURU LITE



The complex consists of eight vertical columns of different height, four crossbars 1200 mm in length, a Swedish wall section, two climb-down bars 1932 mm in height and two parallel bars 1932 mm in length. The distance between the inside surfaces of the parallel bars is 550 mm. The height of the Swedish wall is 2073 mm, width - 1200 mm. The distance between the crossbars of the Swedish wall - 407 mm. The structure is secured together with siluminium clamps. Weight - 154.3 kg.

Installation instructions:

- Choose a suitable underground for the unit (see page 2, table 2)!
- Prepare the construction pit with a drilling machine or other devices.
- Before pouring the concrete all structures elements must be leveled and fixed.
- Complex elements must be fixed and bolted together with metal clamps.
- Ready-made C25 concrete should be used.
- Crossbars installation height can be changed according to customer's wishes.
- Approximately 0,15m³ concrete is needed for each spot foundation.
- Under the structures we recommend to install absorbing rubber cover.

The size of the hole for the foundation is depending on the consistency of the ground. The dimensions mentioned above are applicable for normal conditions with firm ground. If the ground is extremely soft, a much bigger foundation is needed. Use only appropriate material and follow the installation instructions closely!!!

Foundation plan and area of movement of the P-015 Complex PARAKENGURU LITE

Technical information

Foundation when using Shock absorbing underground (synthetic - rubber granulates)		Beveling of foundation when using loose filling material		Technical information	
				width:	3314 mm
				height:	2650 mm
				length:	3266 mm
				largest part:	3350 mm
				weight:	154.3 kg
				floor space required:	6964 x 6266 mm
				pipe measurements:	diameter: wall thickness:
					108 mm 3.0 mm
					33.7 mm 3.0 mm
				columns Ø108mm:	anodized profiled aluminium tube AW6060 (Silver color)
				elements:	stainless steel AISI 304, brushed surface
				metal clamps:	siluminium, powder coated, RAL 9005 (pure black)
				bolts for metal clamps:	stainless steel, Pin Hex Button Head Security bolts M10
				max. free fall height:	< 2450 mm
				possible underground see:	DIN 79000:2012-05 Tab.2 or installation instructions
				user height:	> 140 cm
				maximum user weight:	130 kg
				certificates:	TÜV Rheinland InterCert Kft.

