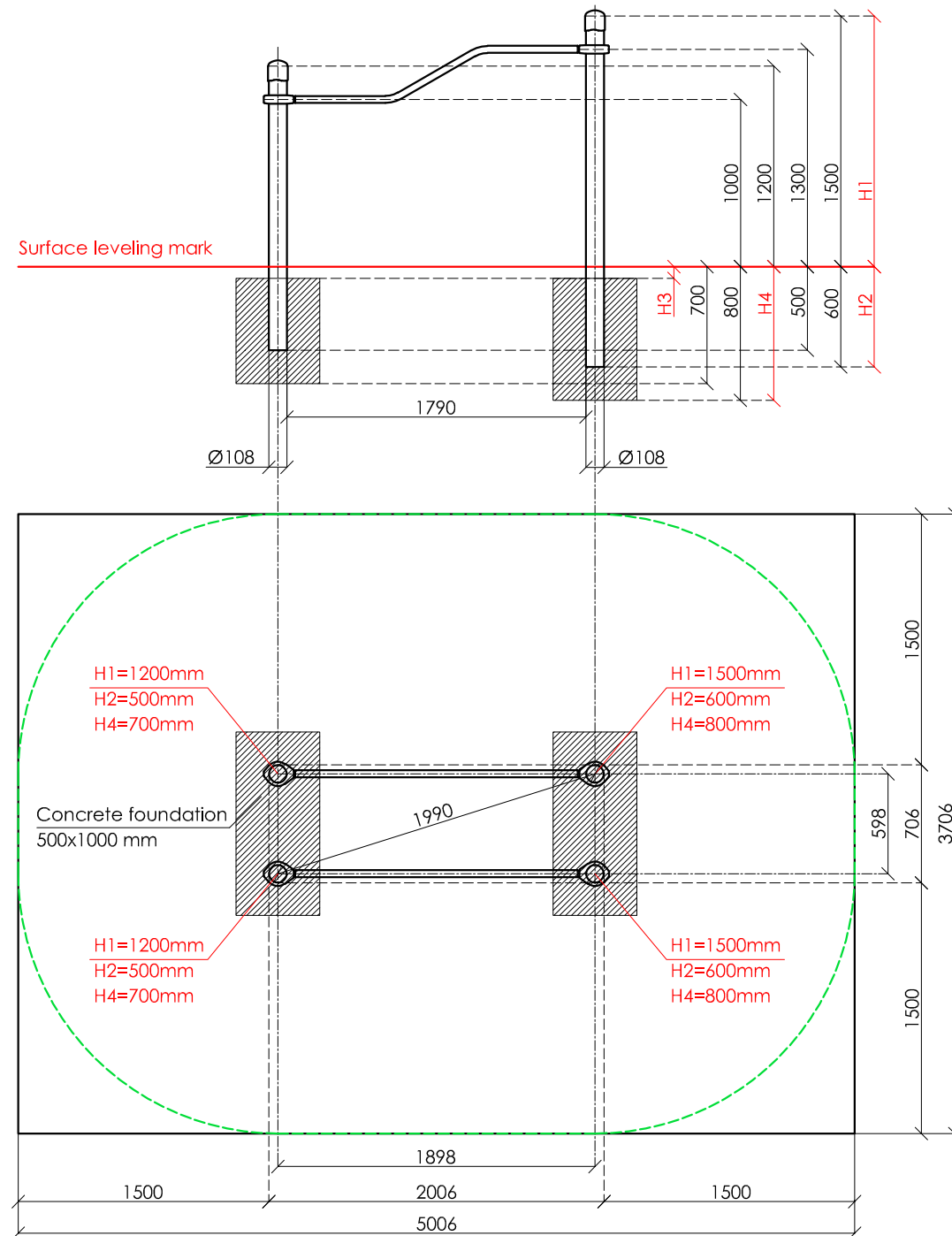
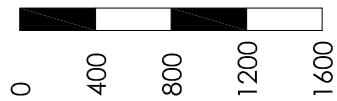


SCALE 1:40



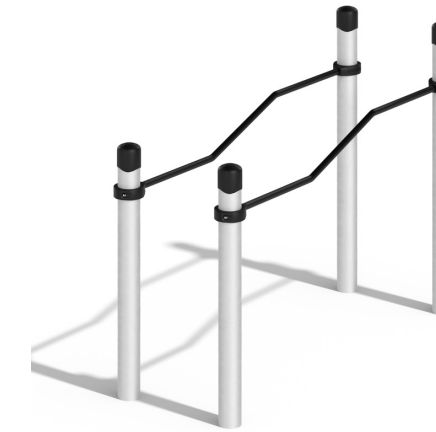
KENGURU PRO

"KENGURU PRO" LTD

Address: Lauteres street 4, Riga, Latvia, LV-1002
 VAT Reg. No. 40103750152
 Bank: A/S Luminor bank, SWIFT: RIKOLV2X,
 Bank Account: LV65RIKO0002930161161
 e-mail: info@kengurupro.eu
 www.kengurupro.eu

P-006

PARAKENGURU Parallel multi-level bars



The complex consists of four vertical columns at the height of: 1500 mm -2 pieces, 1200 mm-2 pieces. Parallel bars are fixed to backup columns at the height 1000mm and 1300mm by means of collars. The distance between bars is 598 mm, total length 1790mm, bar diameter 42 mm. Construction is secured together with siluminium clamps

Installation instructions:

- Choose a suitable underground for the unit.
- Prepare the construction pit with a drilling machine or other devices.
- Before pouring the concrete all structures elements must be leveled and fixed.
- Complex elements must be fixed and bolted together with metal clamps.
- Ready-made C25 concrete should be used.
- Crossbars installation height can be changed according to customer's wishes.
- Approximately 0,15m³ concrete is needed for each spot foundation.
- Under the structures we recommend to install absorbing rubber cover.

The size of the hole for the foundation is depending on the consistency of the ground. The dimensions mentioned above are applicable for normal conditions with firm ground. If the ground is extremely soft, a much bigger foundation is needed. Use only appropriate material and follow the installation instructions closely!!!

Foundation plan and area of movement of the P-006 PARAKENGURU Parallel multi-level bars

Technical information

Foundation when using Shock absorbing underground (synthetic - rubber granulates)		Beveling of foundation when using loose filling material		Technical information		
H3	Drop height	H3	Drop height	width:	706 mm	
40 mm	> 1.2.....1.4 m	20 cm	< 1.0 m	height:	1550 mm	
50 mm	> 1.5.....1.7 m	30 cm	< 2.0 m	length:	2006 mm	
60 mm	> 1.8.....2.0 m	40 cm	< 3.0 m	largest part:	2150 mm	
70 mm	> 2.1.....2.5 m			weight:	41.8 kg	
				floor space required	5006 x 3706 mm	
				pipe measurements:	diameter:	wall thickness:
					108 mm	3.0 mm
					42.4 mm	3.0 mm
					33.7 mm	3.0 mm
				columns Ø108mm:	anodized profiled aluminium tube AW6060 (Silver color)	
				elements:	stainless steel AISI 304, brushed surface	
				metal clamps:	siluminium, powder coated, RAL 5018 (turquoise blue)	
				bolts for metal clamps	siluminium, powder coated, RAL 9005 (pure black)	
				max. free fall height:	< 1300mm	possible underground see DIN 79000:2012-05 Tab.2 or installation instructions
				user height:	> 140 cm	
				maximum user weight:	130 kg	
				certificates:	TÜV Rheinland InterCert Kft.	

