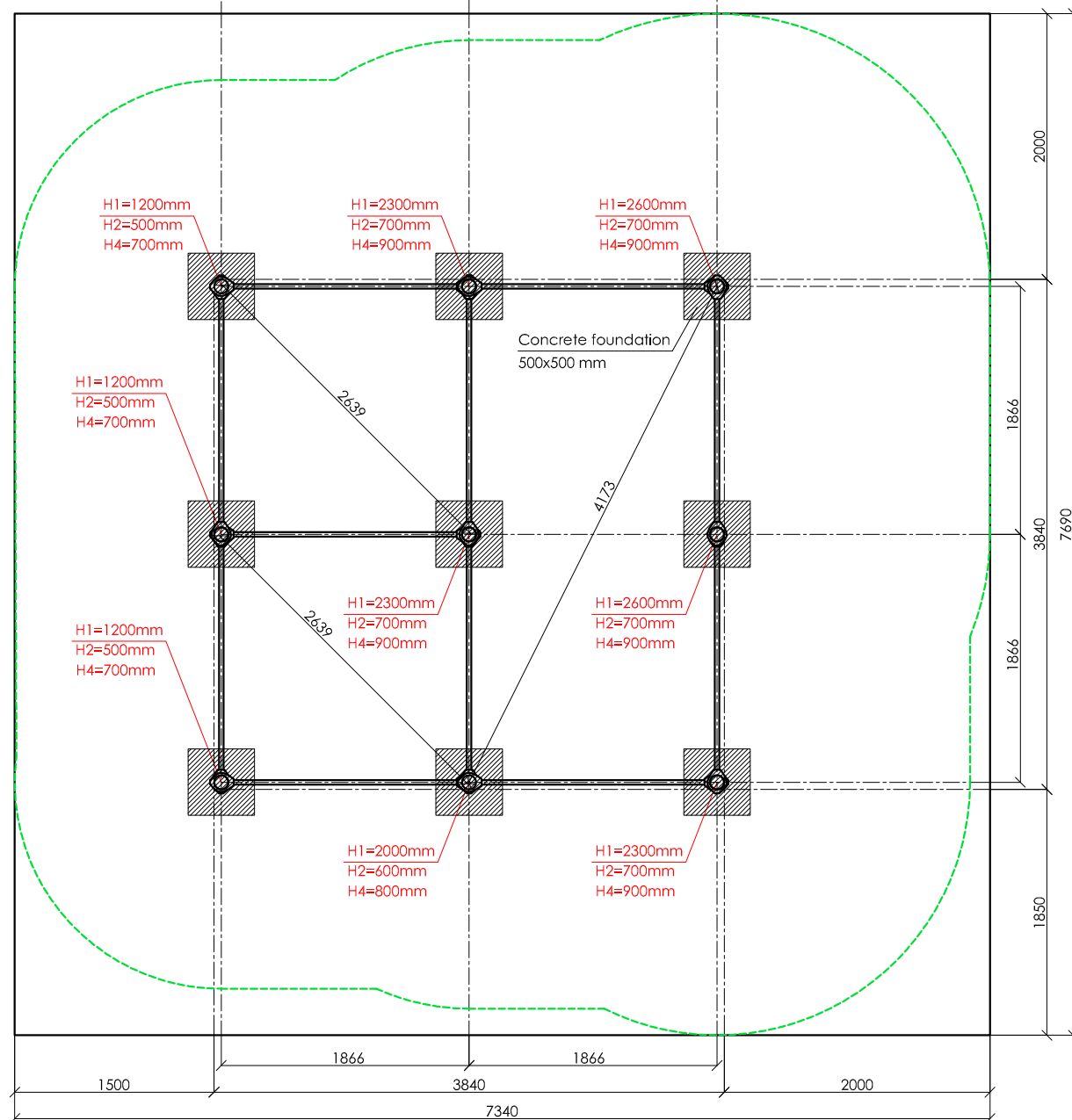
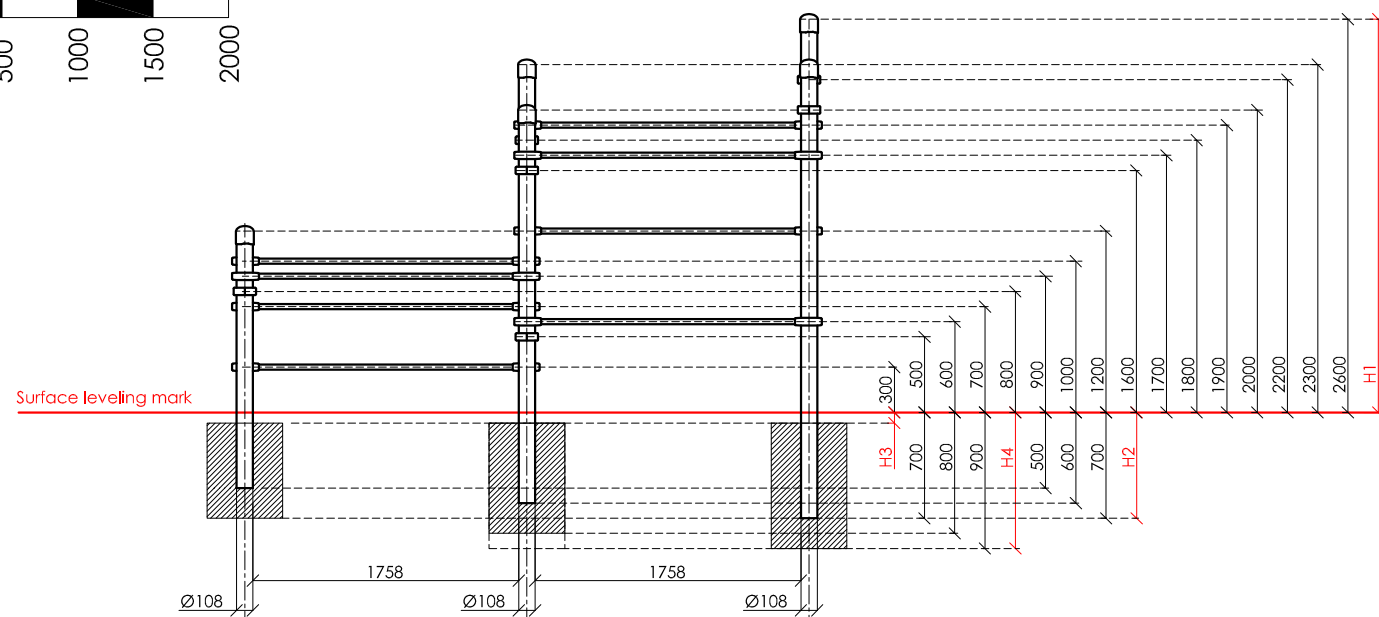
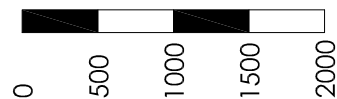


SCALE 1:50



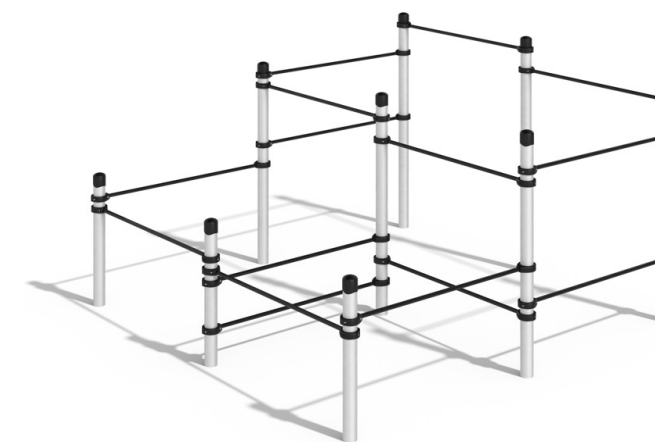
KENGURU PRO

"KENGURU PRO" LTD

Address: Lauteres street 4, Riga, Latvia, LV-1002
 VAT Reg. No. 40103750152
 Bank: A/S Luminor bank, SWIFT: RIKOLV2X,
 Bank Account: LV65RIKO0002930161161
 e-mail: info@kengurupro.eu
 www.kengurupro.eu

PK-003

Kenguru PARKOUR



The structure consists of nine vertical columns of different heights and fifteen crossbars 1758 mm in length. The structure is secured together with siluminium clamps at the height that corresponds to the wishes of the Client. Weight – 188.4 kg

Installation instructions:

- Choose a suitable underground for the unit (see page 2, table 2)!
- Prepare the construction pit with a drilling machine or other devices.
- Before pouring the concrete all structures elements must be leveled and fixed.
- Complex elements must be fixed and bolted together with metal clamps.
- Ready-made C25 concrete should be used.
- Crossbars installation height can be changed according to customer's wishes.
- Approximately 0,15m³ concrete is needed for each spot foundation.
- Under the structures we recommend to install absorbing rubber cover.

The size of the hole for the foundation is depending on the consistency of the ground. The dimensions mentioned above are applicable for normal conditions with firm ground. If the ground is extremely soft, a much bigger foundation is needed. Use only appropriate material and follow the installation instructions closely!!!

Foundation plan and area of movement of the Kenguru PARKOUR complex PK-003

| Foundation plan and area of movement of the Kenguru PARKOUR complex PK-003 | | | | Technical information | | |
|---|--|--|--|-------------------------|---|---|
| Foundation when using Shock absorbing underground (synthetic - rubber granulates) | | Beveling of foundation when using loose filling material | | width: | 3840 mm | |
| | | | | height: | 2650 mm | |
| | | | | length: | 3840 mm | |
| | | | | largest part: | 3350 mm | |
| | | | | weight: | 188.4 kg | |
| | | | | floor space required | 7340 x 7690 mm | |
| | | | | pipe measurements: | diameter: | wall thickness: |
| | | | | | 108 mm | 3.0 mm |
| | | | | | 33.7 mm | 3.0 mm |
| | | | | columns Ø108mm: | anodized profiled aluminium tube AW6060 (Silver color) | |
| | | | | elements: | stainless steel AISI 304, brushed surface | |
| | | | | metal clamps: | siluminium, powder coated, RAL 9005 (pure black) | |
| | | | | bolts for metal clamps: | stainless steel, Pin Hex Button Head Security bolts M10 | |
| | | | | max. free fall height: | < 2200 mm | possible underground see DIN 79000:2012-05 Tab.2 or installation instructions |
| | | | | user height: | > 140 cm | |
| | | | | maximum user weight: | 130 kg | |
| | | | | certificates: | TÜV Rheinland InterCert Kft. | |

