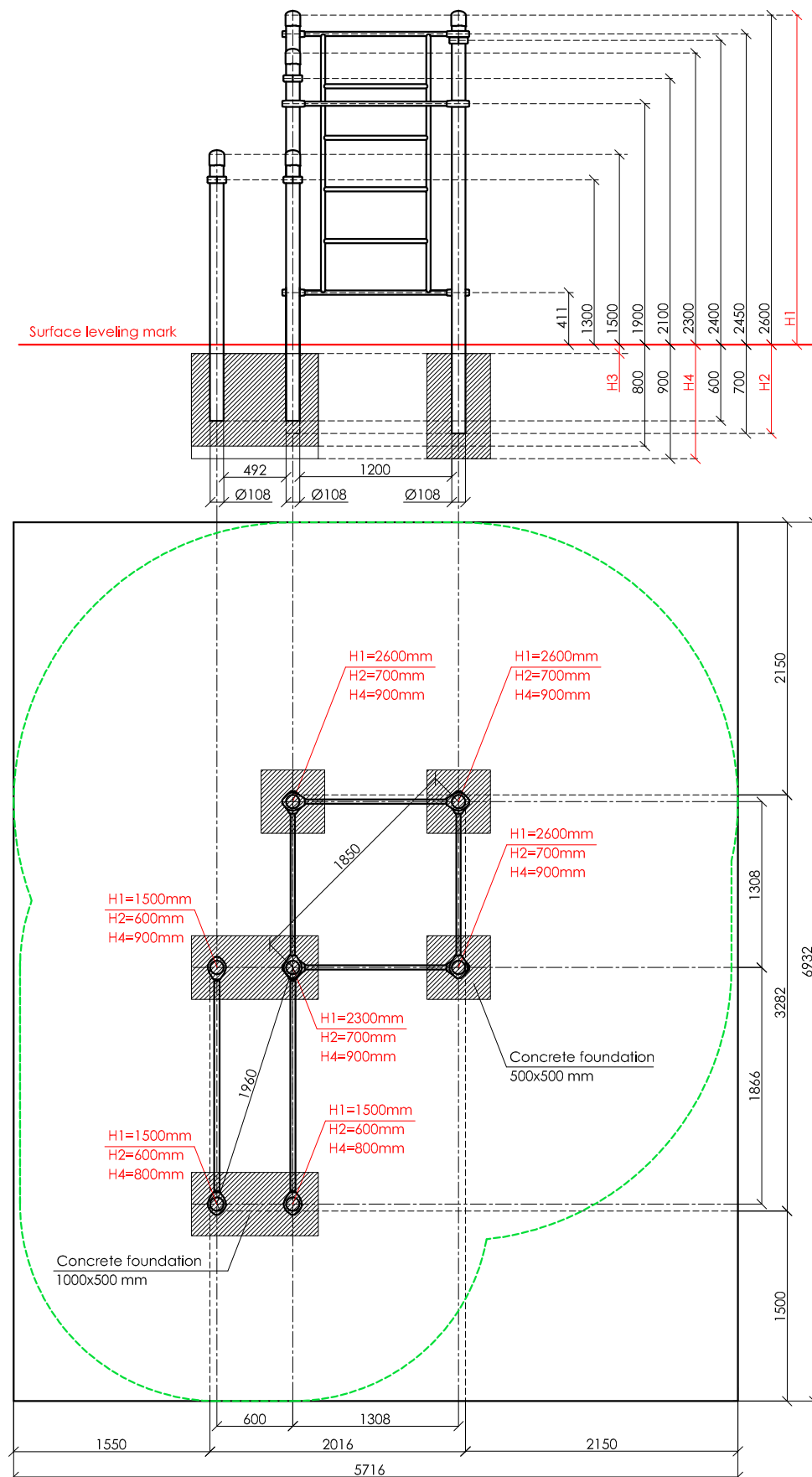
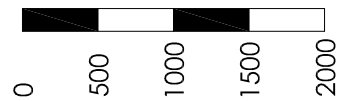


SCALE 1:50



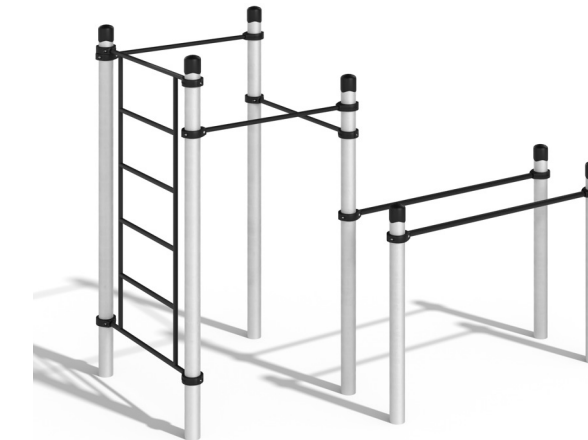
**KENGURU  
PRO**

**"KENGURU PRO" LTD**

Address: Lauteres street 4, Riga, Latvia, LV-1002  
 VAT Reg. No. 40103750152  
 Bank: A/S Luminor bank, SWIFT: RIKOLV2X,  
 Bank Account: LV65RIKO0002930161161  
 e-mail: info@kengurupro.eu  
 www.kengurupro.eu

K-005

Tiksi



The complex consists of seven vertical columns of different height, Swedish wall section, parallel bars and three crossbars with the length of 1200 mm. Swedish wall consist of crossbars, with the distance between the bars - 407 mm. Height of the Swedish wall - 2073 mm, width - 1200 mm. Parallel bars consist of 2 horizontal crossbars, length of the bars is 1758 mm. Distance between the columns for the parallel bars, is 600 mm. Optionally, two crossbars can be re-designed to be 1758 mm in length. The complex is secured together with siluminium clamps.

Weight 134,2 kg

Installation instructions:

- Choose a suitable underground for the unit (see page 2, table 2)!
- Prepare the construction pit with a drilling machine or other devices.
- Before pouring the concrete all structures elements must be leveled and fixed.
- Complex elements must be fixed and bolted together with metal clamps.
- Ready-made C25 concrete should be used.
- Crossbars installation height can be changed according to customer's wishes.
- Approximately 0,15m<sup>3</sup> concrete is needed for each spot foundation.
- Under the structures we recommend to install absorbing rubber cover.

The size of the hole for the foundation is depending on the consistency of the ground. The dimensions mentioned above are applicable for normal conditions with firm ground. If the ground is extremely soft, a much bigger foundation is needed. Use only appropriate material and follow the installation instructions closely!!!

Foundation plan and area of movement of the K-005 Tiksi

Foundation when using Shock absorbing underground (synthetic - rubber granulates)		Beveling of foundation when using loose filling material	
H3	Drop height	H3	Drop height
40 mm	> 1.2.....1.4 m	20 cm	< 1.0 m
50 mm	> 1.5.....1.7 m	30 cm	< 2.0 m
60 mm	> 1.8.....2.0 m	40 cm	< 3.0 m
70 mm	> 2.1.....2.5 m		

Technical information

width:	2016 mm	
height:	2650 mm	
length:	3282 mm	
largest part:	3350 mm	
weight:	134,2 kg	
floor space required	6932 x 5716 mm	
pipe measurements:	diameter:	wall thickness:
	108 mm	3.0 mm
	42.4 mm	3.0 mm
	33.7 mm	3.0 mm
metal parts:	anodized profiled aluminium tube AW6060 (Silver color)	
elements:	stainless steel AISI 304, brushed surface	
metal clamps:	siluminium, powder coated, RAL 9005 (pure black)	
bolts for metal clamps	stainless steel, Pin Hex Button Head Security bolts M10	
max. free fall height:	< 2450 mm	possible underground see DIN 79000:2012-05 Tab.2 or installation instructions
user height:	> 140 cm	
maximum user weight:	130 kg	
certificates:	TÜV Rheinland InterCert Kft.	

